

# Foreign Trade

## Export & Import





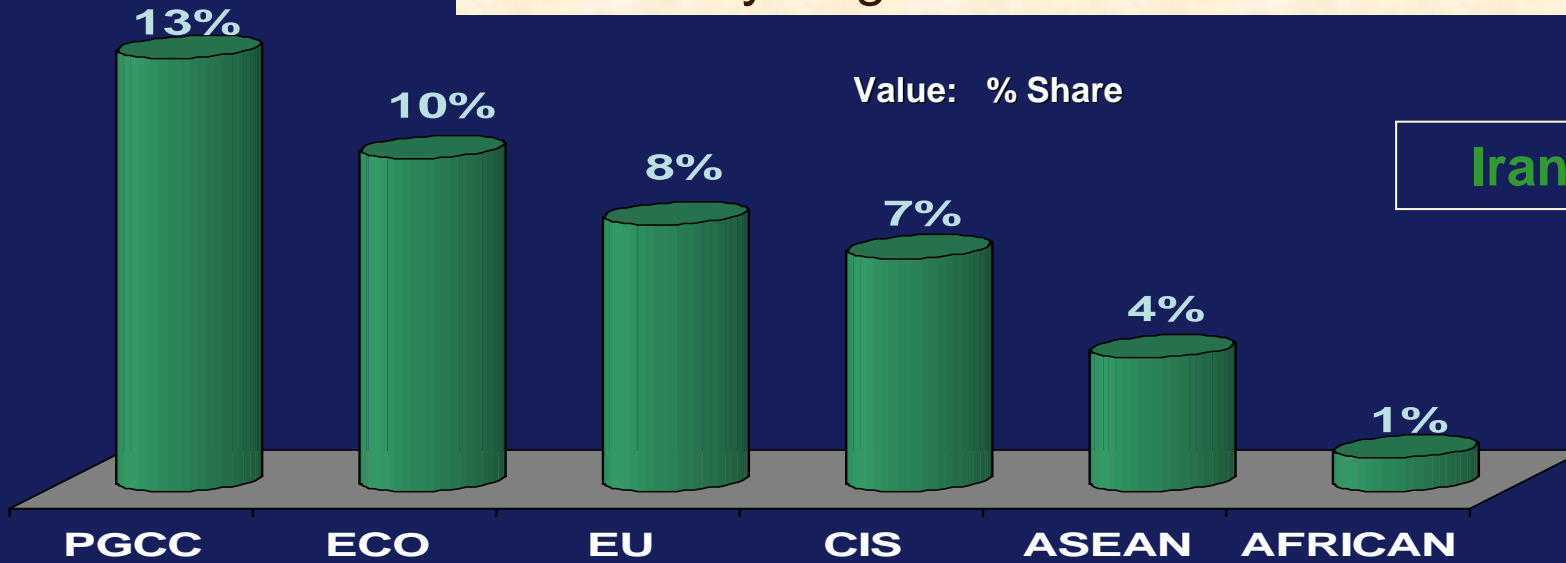
ISLAMIC REPUBLIC OF IRAN

# FOREIGN TRADE

2008



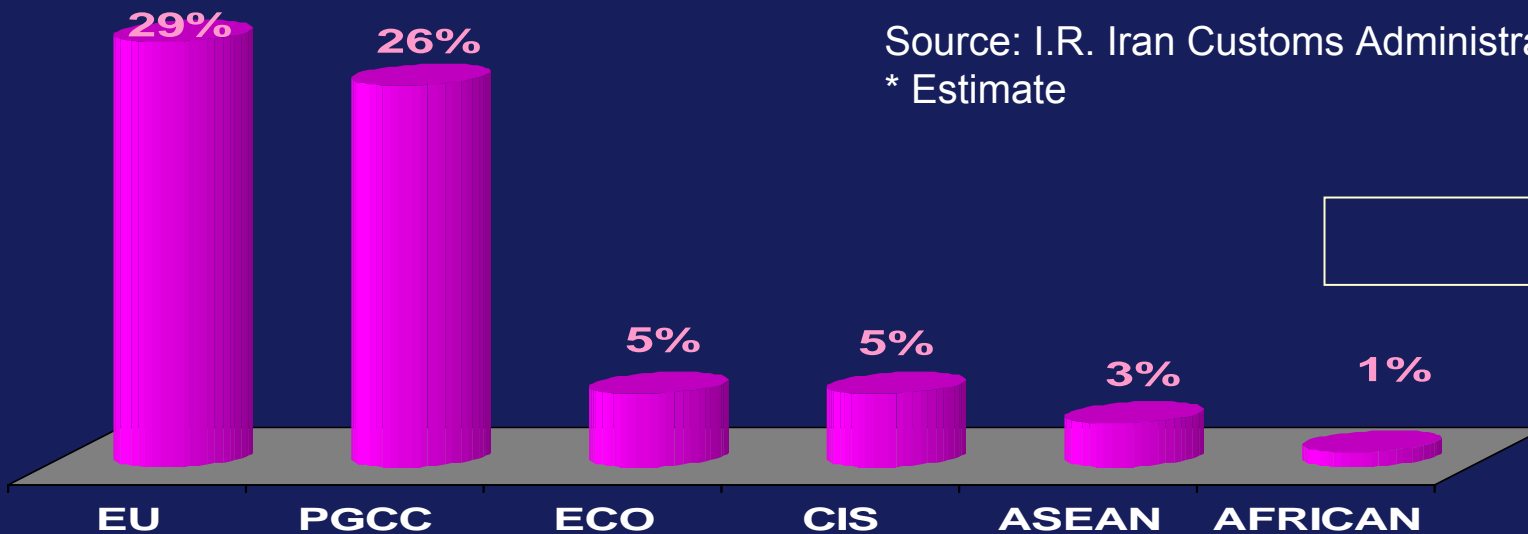
## Trade by Regional & Economic Blocks



### Iran's Non-Oil Export



Source: I.R. Iran Customs Administration  
\* Estimate



### Iran's Import



EXIT



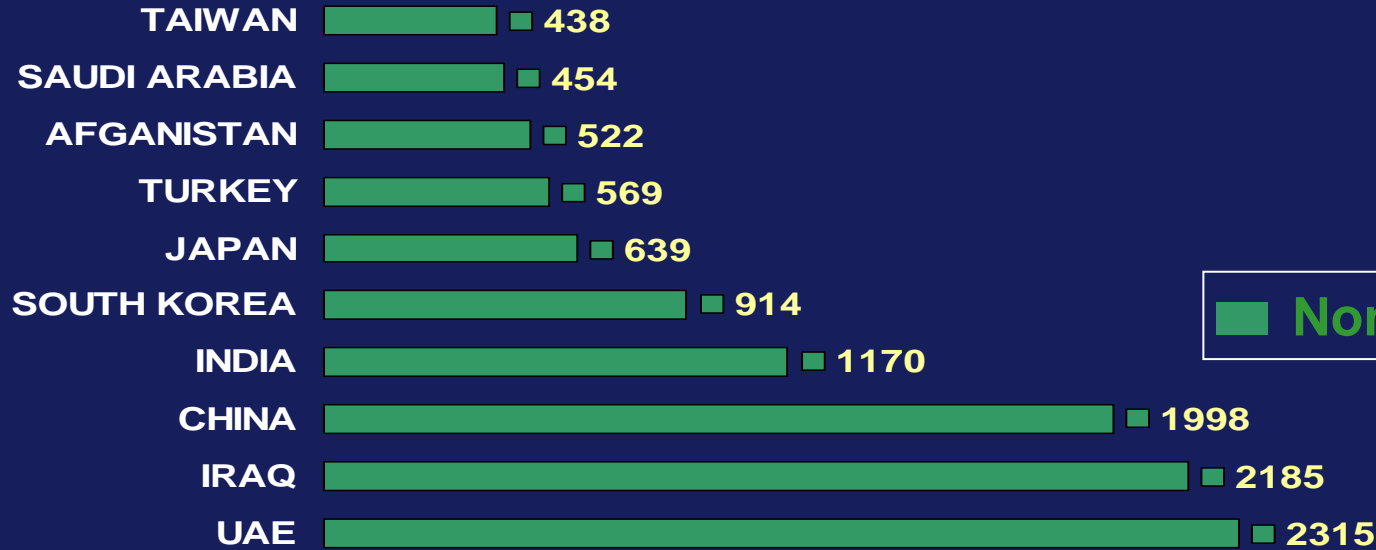
ISLAMIC REPUBLIC OF IRAN

# FOREIGN TRADE

## 2008

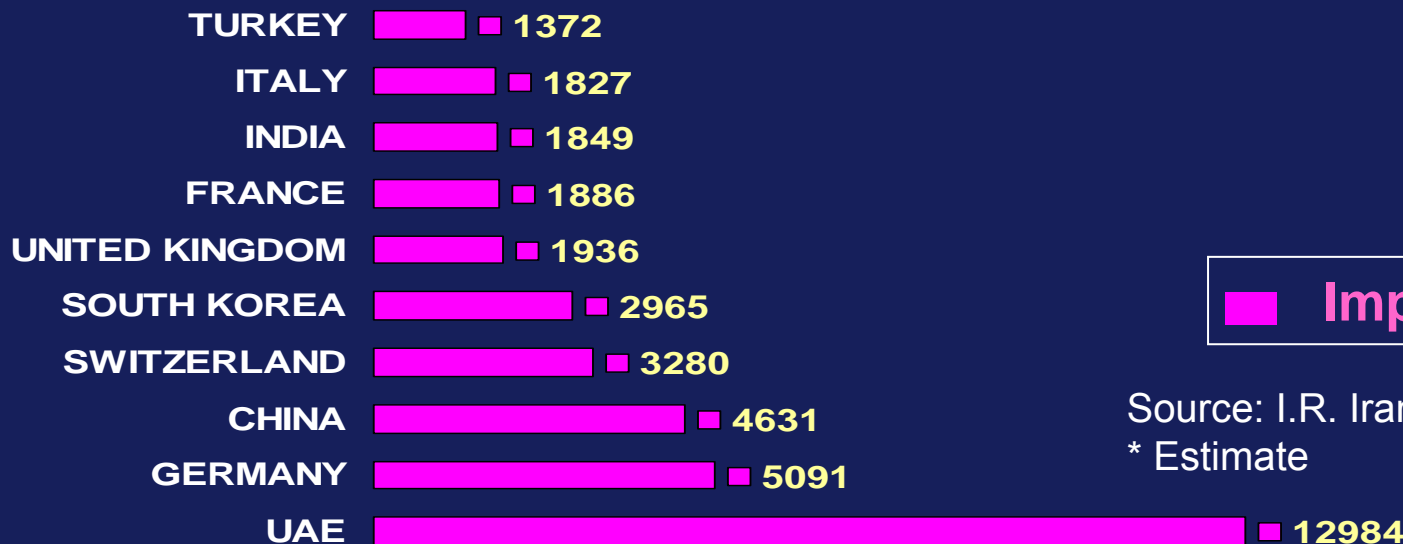


### Main Trading Partners (Top 10)



Value: \$US Million

■ Non-Oil Export



■ Imports

Source: I.R. Iran Customs Administration

\* Estimate





ISLAMIC REPUBLIC OF IRAN

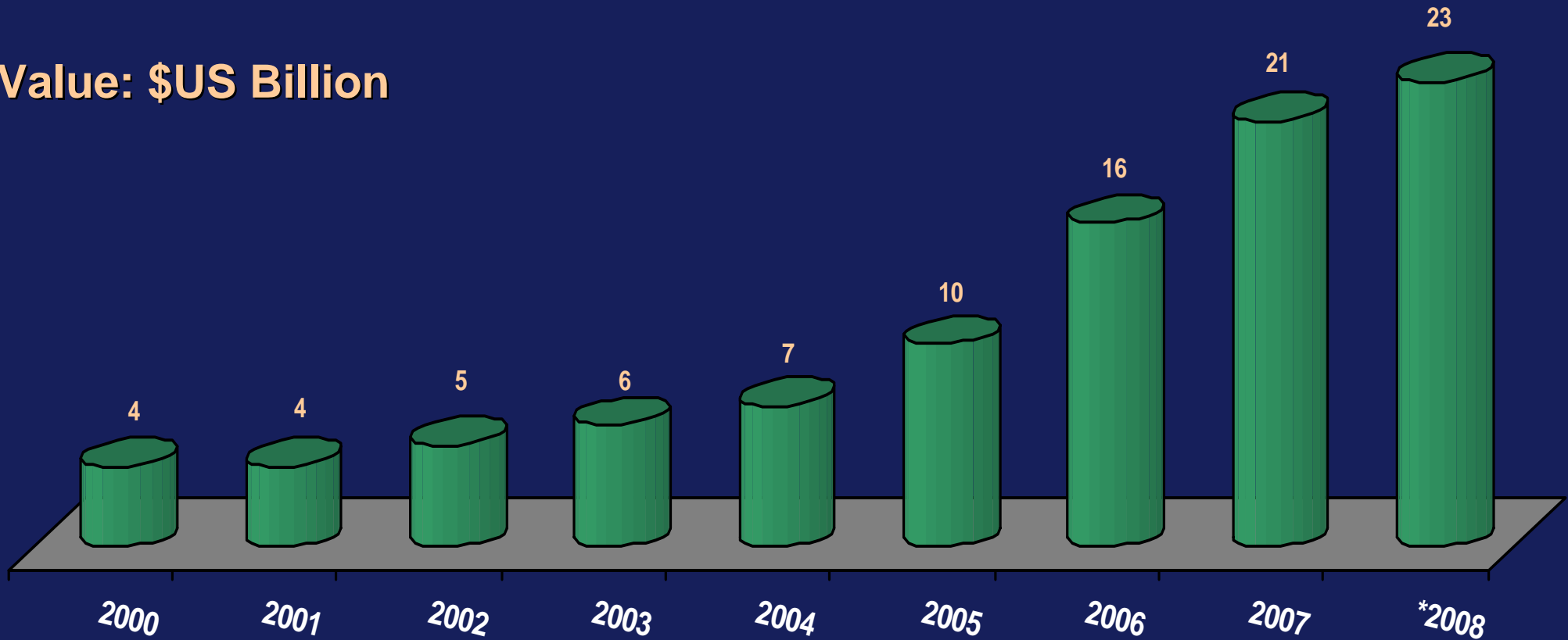
# FOREIGN TRADE

2000-2008

## Non-Oil Export Trends



Value: \$US Billion



Iran's Non-Oil Export

Source: I.R. Iran Customs Administration

\* Estimate





ISLAMIC REPUBLIC OF IRAN

# FOREIGN TRADE

2008

## Non-Oil Export



	(\$US Billion)	Share
<b>* EXPORT OF GOODS *</b>	<b>23</b>	<b>%100</b>
Industry Sector (Including Petrochemicals)	13	%57
Liquefied Gases	5.2	%23
Agriculture Sector	2	%9
Others	1.2	%5
Mine Sector	1	%3
Carpets & Handicrafts	0.6	%3



<b>* EXPORT OF SERVICES</b>	Projects Value (\$US Billion)
Technical & Engineering	2,7



•Source: I.R. Iran Customs Administration

•\* Estimate



EXIT



ISLAMIC REPUBLIC OF IRAN

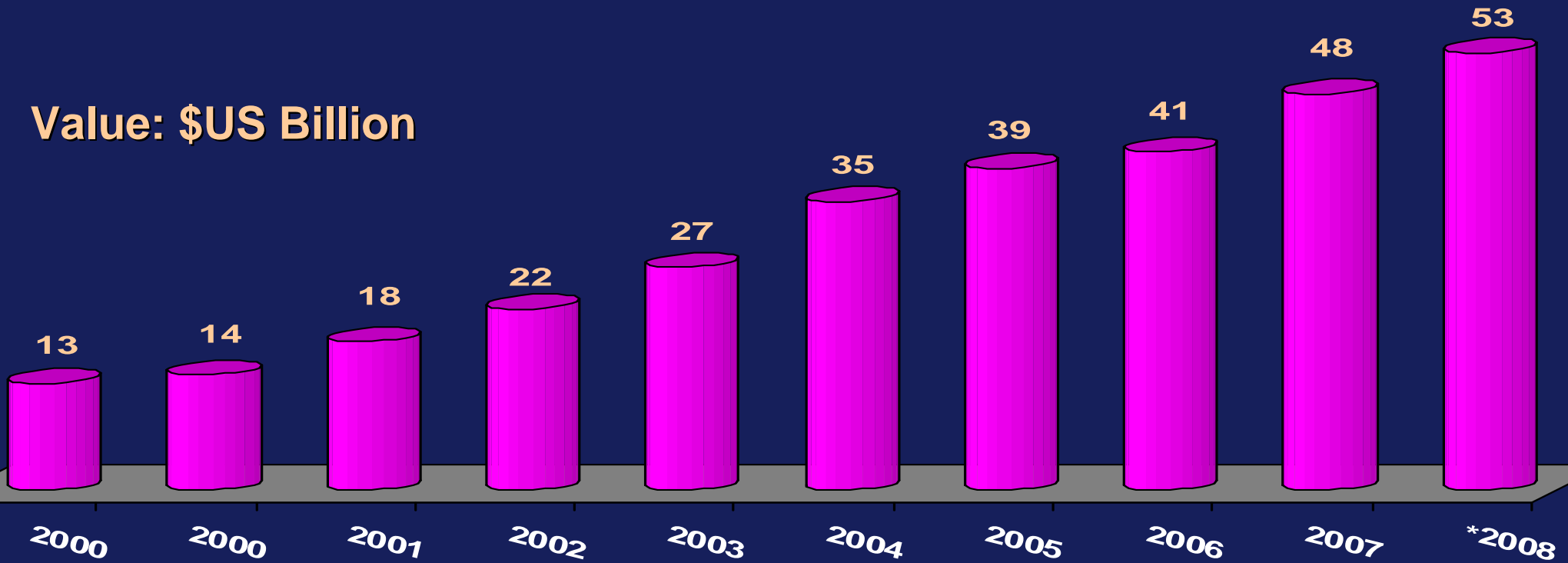
# FOREIGN TRADE

2008

## Import Trends



Value: \$US Billion



Iran's Import

Source: I.R. Iran Customs Administration  
\* Estimate



٤٦

EXIT



ISLAMIC REPUBLIC OF IRAN


# FOREIGN TRADE

2008

## Import by Main Products



IMPORT OF GOODS	\$US Million	Share
● Gasoline	2992	%5.65
● Ingots of Iron and Non-alloy Steel	2636	%4.97
● Wheat And Meslin	1757	% 3.31
● Petroleum Oils (Others)	1267	% 2.39
● Maize(Corn)	988	% 1.86
● C.K.D Parts For Manufacturing Motor Vehicles	616	% 1.16
● Flat-Rolled Products Of Iron Or Non-Alloy steel	611	% 1.15
● Bars And Rods Of Iron or Non Alloy Steel Containing Indentation	593	% 1.12
● Apparatus Based on the Use of X-Rays	584	% 1.10
● Semi or Wholly Milled Rice	574	% 1.08



Source: I.R. Iran Customs Administration

\* Estimate



EXIT



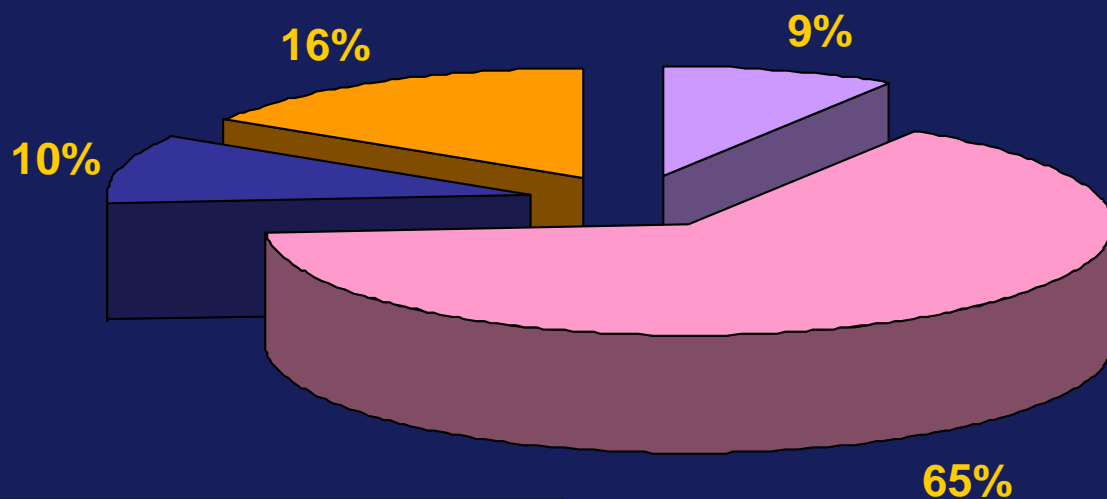
ISLAMIC REPUBLIC OF IRAN

# FOREIGN TRADE

2008



## Import Structure



IMPORTS	SHARE
Capital	% 16
Intermediate	% 65
Consumer	% 10
Other	% 9



Source: I.R. Iran's Custom  
\* Estimate